



GENDER PAY GAP REPORT 2025

April 2026

At Corps Security, we have a clear policy of paying employees equally for the same or equivalent work, regardless of their sex, race, religion, age, sexual orientation or disability.

A gender pay gap exists as different jobs pay differently and the number of men and women doing those jobs varies. It is distinct from equal pay, which is the difference in pay between men and woman doing similar jobs.

The data analysed was taken from a snapshot of 5 April 2025 to compare pay rates and the whole of the financial 2024/25 year for bonus comparisons.

The gap for median hourly pay is substantially better than the national average as women at Corps earn £1.02 for every £1 that men earn.

I confirm the figures and calculations are true and accurate.

A handwritten signature in blue ink, appearing to read 'M. Bullock', with a long horizontal flourish extending to the right.

Michael Bullock
Chief Executive Officer

How is gender pay calculated?

If all company employees were lined up in a female line and a male line, in order of pay from highest to lowest, the **median** gender pay gap compares the pay of the female in the middle of their line with the male in theirs.

The **mean** gender pay gap shows the difference in the average hourly rate of pay between men and women in the company.

Corps Headline Figures

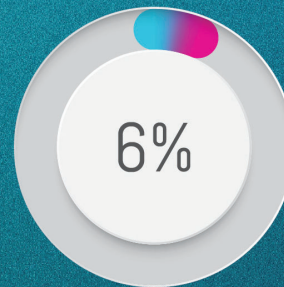
	Mean	Median
Gender Pay Gap	-12.5%	-2.3*
Bonus Pay Gap	10.6%	0.9%

*The UK national median gender pay gap is currently 12.8%.

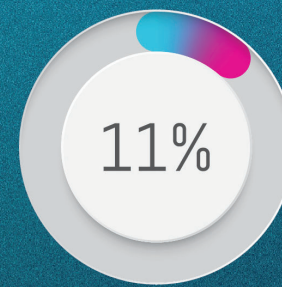
	Men	Women
Received Bonus	10.9%	10.3%

	Mean	Median
Bonus Gap Pay	10.6%	0.9%

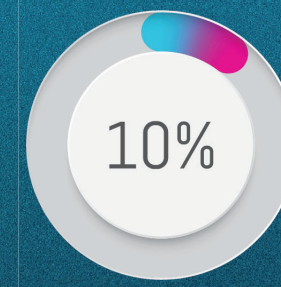
The proportion of females in each quartile pay band



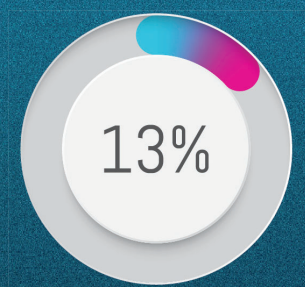
Lower



Lower Middle



Upper Middle



Upper



For the year 2025 for every **£1.00** a man earned, a woman earned **£1.02** when comparing median hourly pay. For every **£1.00** that a man earned in bonus, a women earned **99p** when comparing median bonus pay.